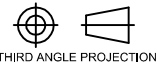


THIS DRAWING MUST BE REVIEWED IN CONJUNCTION WITH ANY SUPPORTING QUOTATIONS REFERENCED.
THE DESIGN DETAILED IN THIS DRAWING FORMS PART OF A PROPOSED SOLUTION.
ALL QUANTITIES AND MEASUREMENTS MUST BE CHECKED IN CONJUNCTION WITH SUPPORTING QUOTATION AGAINST CLIENTS REQUIREMENTS. SPECIFIC CONSIDERATION SHOULD BE GIVEN TO DIMENSIONAL ACCURACY (INCLUDING INT. CLEARANCE).
PENDOCK SHALL NOT BE LIABLE FOR ANY CLAIM ARISING OUT OF THE USE OF THIS DESIGN IN A SCHEME NOT APPROVED IN WRITING BY PENDOCK.
THIS DRAWING MUST NOT BE LENT OR COPIED, AND THE DESIGN MUST NOT BE COPIED, REPRODUCED OR OTHERWISE USED IN ANY MANNER WITHOUT THE WRITTEN PERMISSION OF PENDOCK.
THE CUSTOMER OR ITS CONTRACTOR OR AGENT IS RESPONSIBLE FOR VERIFYING THE ACCURACY AND SUITABILITY OF THE DESIGN IN THIS DRAWING.
PENDOCK STANDARD TERMS AND CONDITIONS, DETAILED ON SUPPORTING QUOTATIONS APPLY.

NOTES

REV	DATE	BY	APP
-----	------	----	-----

GENERAL INFORMATION
ALL DIMENSIONS IN MM
UNLESS OTHERWISE STATED



DATE	DRAWN	CHECKED	APPROVED
------	-------	---------	----------

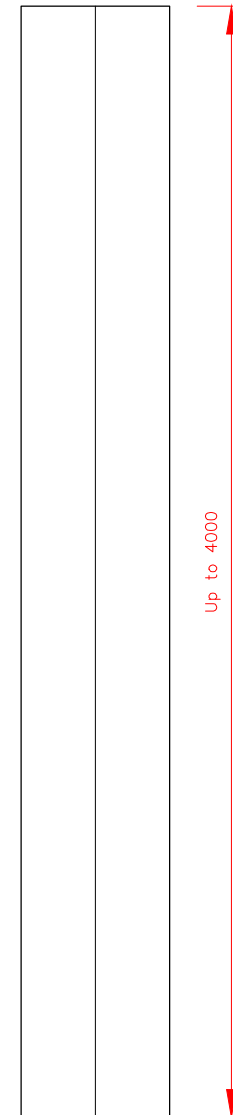
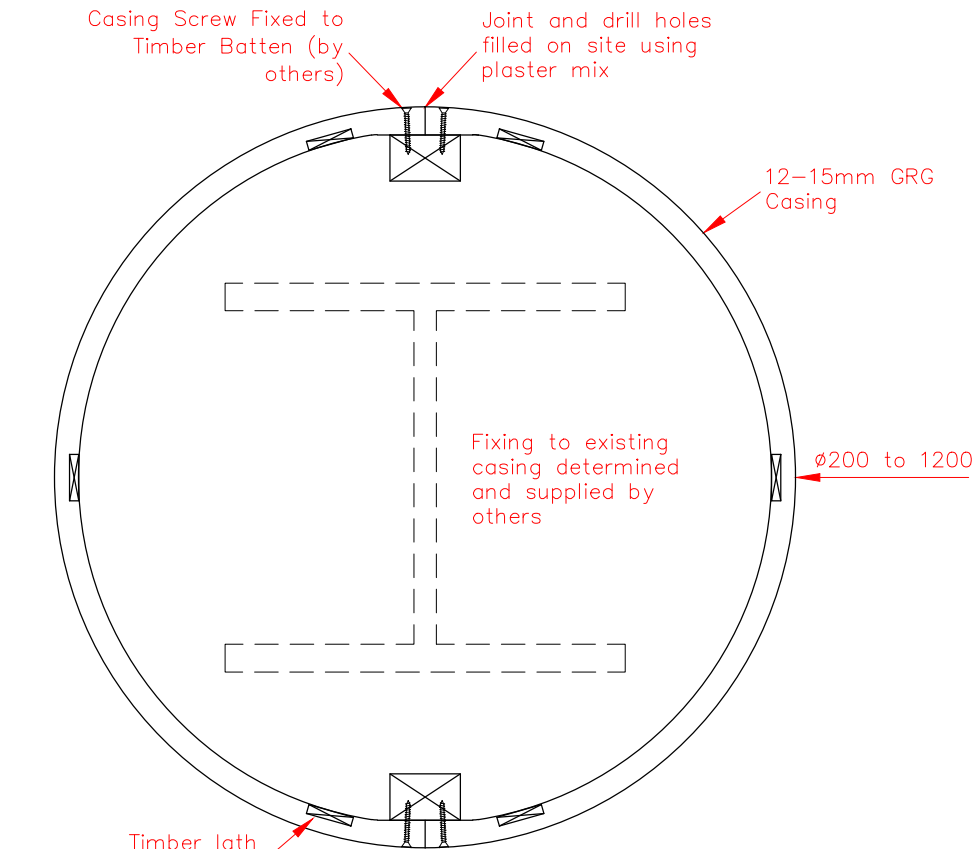
CLIENT/PROJECT

PROJECT DETAILS

Pendock GRG Column

SCALE 1:5/1:20	SHEET 1 OF 1	A4
----------------	--------------	----

DWG No.	REV
	—



To fill screw holes and vertical joint use Herculite Fibre Fix which is available from Builders Merchants in 25kg bags – Mix to a smooth paste, fill and sand if required.

Alternatively a fine casting plaster or polyfiller could be used.